


Application and fit checking of a P2/N95 Mask

Objectives

- Gain skills to effectively don a P2/N95 mask
 - Techniques to ensure a correct fit check of the mask
 - Factors to be considered when selecting a mask
 - Safe practices for removing masks
- 

Before donning

- Always perform Hand Hygiene before applying a mask
- Ensure mask is not damaged in any way
- Experiment with brands and sizes
- Always check manufacturers guidelines for the mask you are using






Points to consider

- Beard or facial hair
- Shape or size of face
- Earrings
- Glasses/spectacles




Step 1



- Separate the mask edges
- Put a small bend in the nose wire
- Hold upside down and gently shake the straps out

Step 2

- Separate the 2 headbands
- Ensure the nose piece is at the top of mask
- Use index fingers and thumbs to separate the bands

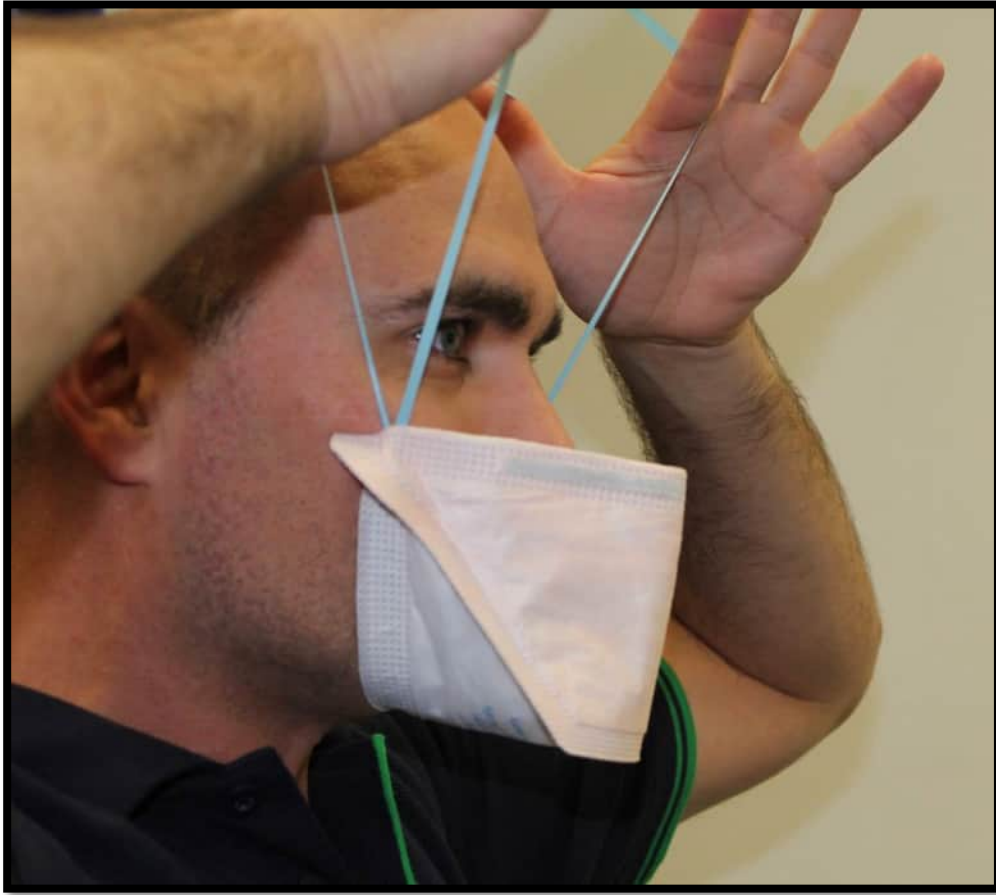


Step 3

- Roll your thumbs up
- This will create a “cup” for the chin



Step 4



- Place chin into “cup” of mask
- Pull headbands up and over your head

Step 5

- Release lower headband
- Position at the base of the neck
- Position other headband on the crown of your head



Step 6

- Ensure that mask is symmetrical on face and edges aren't folded
- Conform nose piece to your nose and across cheek bones
- Adjust mask until good/ comfortable fit achieved



Check list

- Mask firmly positioned under chin
- Mask fitted across bridge of nose and cheekbones
- Straps positioned at base of neck and on crown of head



Fit checking



- Inhale and exhale several times while wearing the mask
- Mask should collapse slightly on inhalation and expand slightly upon exhaling
- The wearer should not feel any air leaking around the mask

Incorrect fit


- Inappropriate fit may be:
 - Air leaking around mask
 - Mask not expanding and collapsing
 - Glasses or face shield/goggles fogging
- Reposition mask
- Repeat fit check

Removal

- Never remove mask inside the patient room
- Perform Hand Hygiene
- Remove mask by the headbands only
- Perform Hand Hygiene



Points to remember

- A fit check must be performed every time a mask is applied.
 - Never re-use a mask.
 - Wet or damaged masks must be replaced immediately
 - Always perform hand hygiene before application and after removal of a mask
- 

Questions

- If you have any questions contact your ICP

